

# CUSTOMER DATA

PART NO.

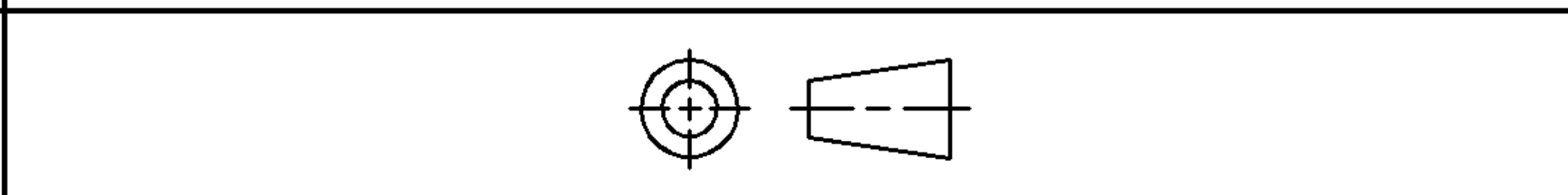
1432868-1

SHT. 1  
OF 2

DRAWN N.TABAKOVIC	APPROVAL L. BENNETT	DATE FIRST_DRAWN 10-24-06	SCALE 1:1
----------------------	------------------------	------------------------------	--------------

CUSTOMER  
TYCO-STANDARD

TOLERANCE	0.X	=	+/-
UNLESS SPECIFIED	0.XX	=	+/-
OTHERWISE	0.XXX	=	+/-
	ANGLES	=	+/-



CHANGES			
REV.	DATE	CO	APP.
△ A	10-24-06	RELEASE NT	L.B.
△			

DO NOT SCALE THIS DRAWING

ELECTRICAL CHARACTERISTICS: (ALL DATA APPLIES @ 23°C UNLESS OTHERWISE SPECIFIED)

COIL DATA:

NOMINAL VOLTAGE: 12 VDC  
 OPERATE VOLTAGE: 7.8 VDC MAXIMUM  
 RELEASE VOLTAGE: 1.2 VDC MINIMUM  
 COIL RESISTANCE: 90 OHMS +/- 10%  
 OPERATE TIME: 8 mSEC. MAXIMUM EXCLUDING BOUNCE  
 RELEASE TIME: 5 mSEC. MAXIMUM EXCLUDING BOUNCE  
 TEMPERATURE RANGE: OPERATING -40°C TO +85°C

CONTACT DATA: (CONTACT DATA IS FORMATTED N.O./N.C.)

CONTACT ARRANGEMENT: 1 FORM C (SPDT)  
 CONTACT MATERIAL: AgSnO (SILVER TIN-OXIDE)  
 CONTACT MILLIVOLT DROP: 200mv @ 35A ON N.O. CONTACTS (AFTER SWITCHING)  
 250mv @ 20A ON N.C. CONTACTS (AFTER SWITCHING)  
 MAXIMUM MAKE CURRENT: 90A/30A (LAMP) @ 16 VDC  
 MAXIMUM BREAK CURRENT: 40A/30A @ 16 VDC RESISTIVE  
 MAXIMUM CONTINUOUS CURRENT: 40A/30A @ 23°C , 35A/20A @ 85°C  
 INITIAL BREAKDOWN CURRENT: 500V RMS CONTACTS TO COIL

EXPECTED LIFE: 100,000 OPERATIONS, 40 A, 14 VDC RESISTIVE ON NORMALLY OPEN CONTACT

MECHANICAL CHARACTERISTICS:

EXPECTED LIFE: 10 MILLION OPERATIONS, NO CONTACT LOAD  
 TERMINALS: PLATED BRASS  
 ENCLOSURE: DUST COVER

# CUSTOMER DATA

PART NO.

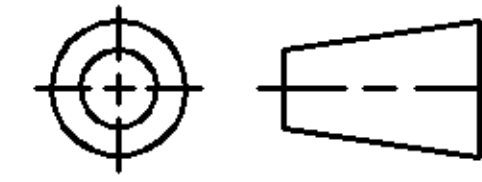
1432868-1

SHT. 2  
OF 2

DRAWN N.TABAKOVIC	APPROVAL L.BENNETT	DATE FIRST_DRAWN 10-24-06	SCALE 1:1
----------------------	-----------------------	------------------------------	--------------

CUSTOMER  
TYCO-STADARD

TOLERANCE 0.X = +/-  
UNLESS 0.XX = +/-  
SPECIFIED 0.XXX = +/-  
OTHERWISE ANGLES = +/-

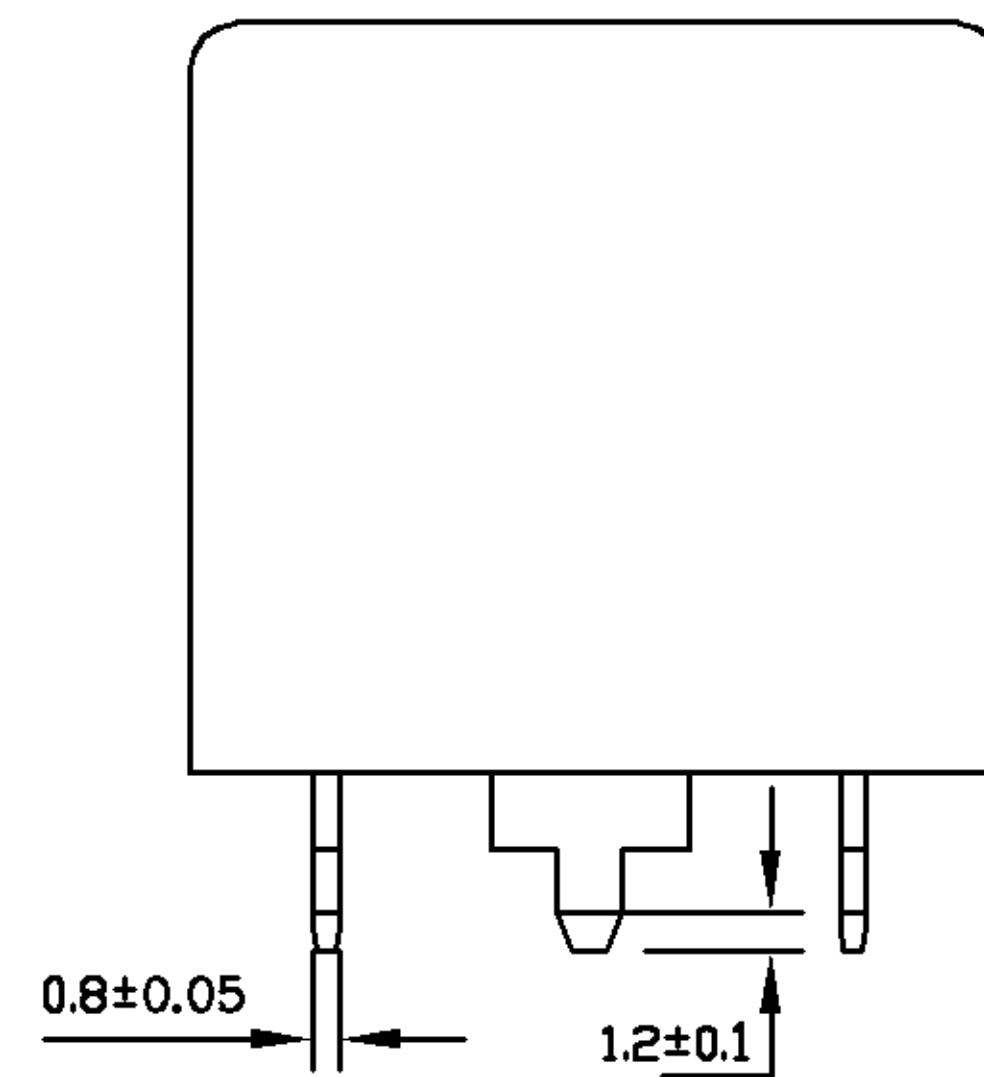
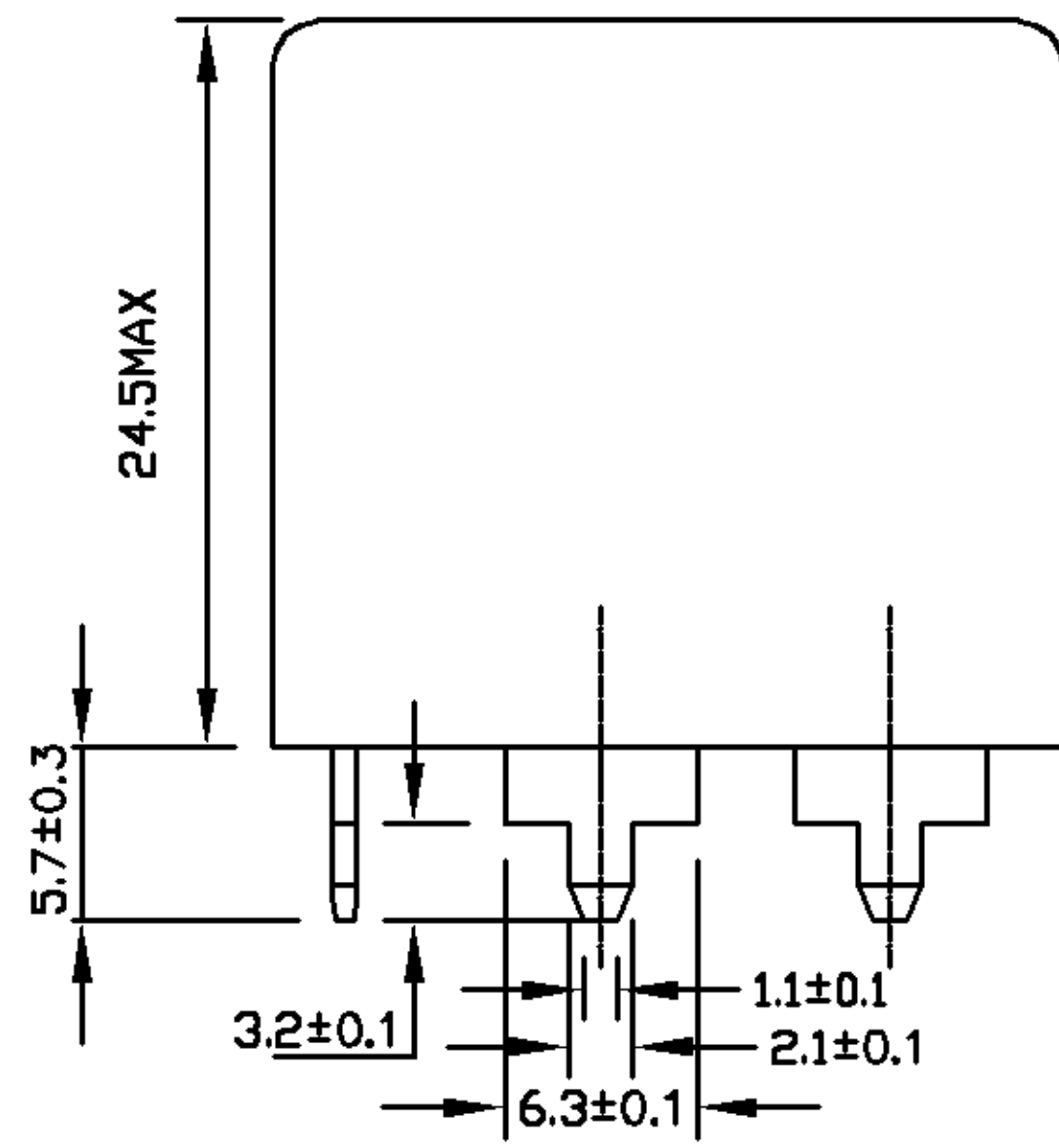


REV A

DO NOT SCALE THIS DRAWING

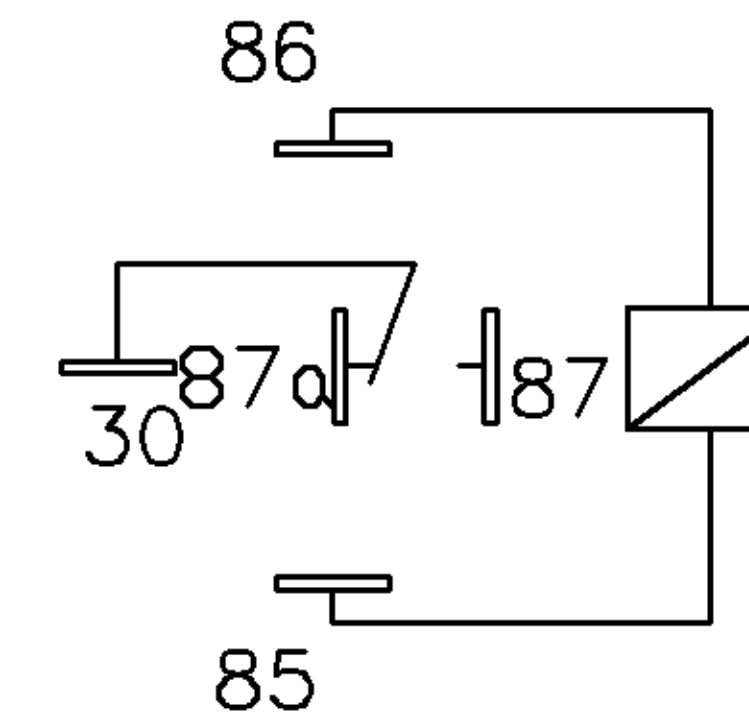
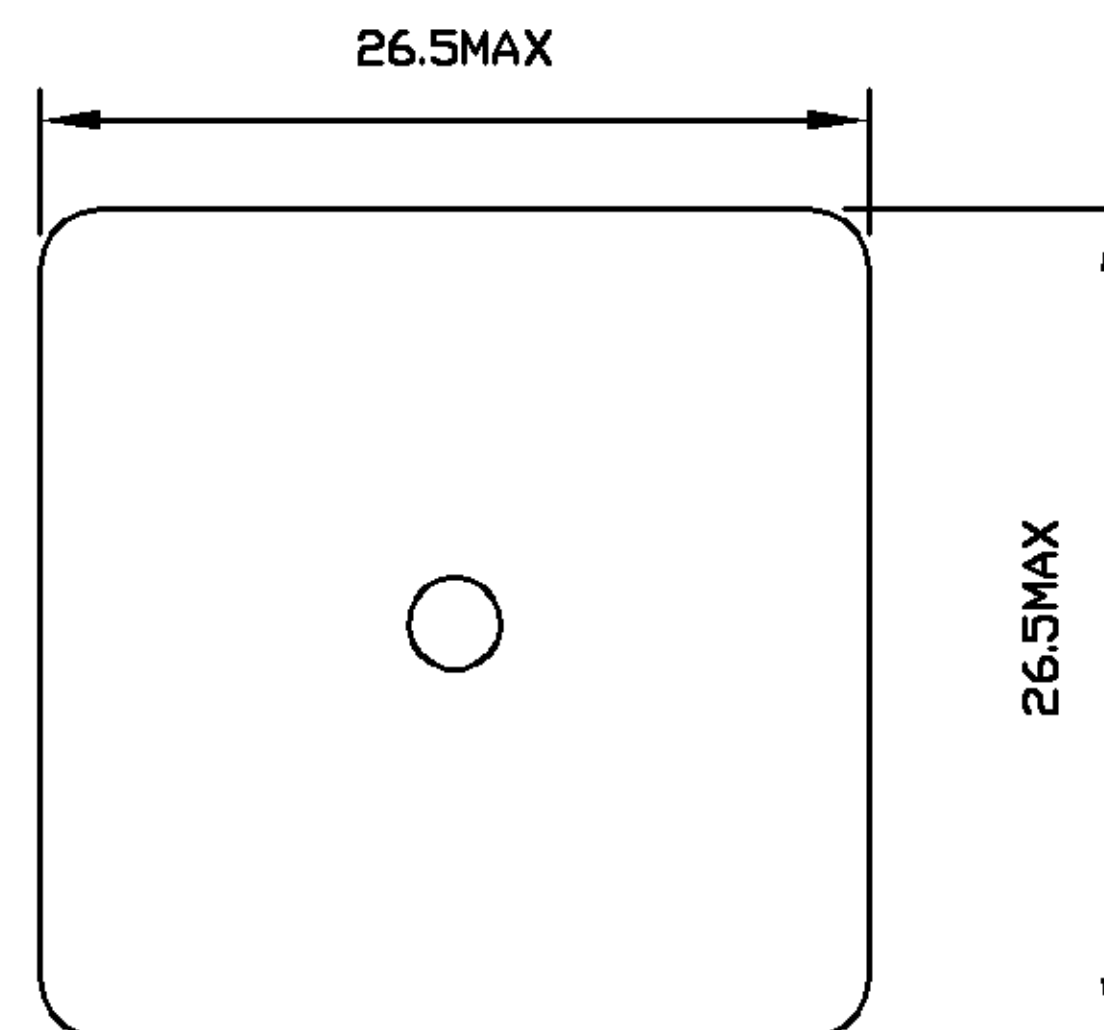
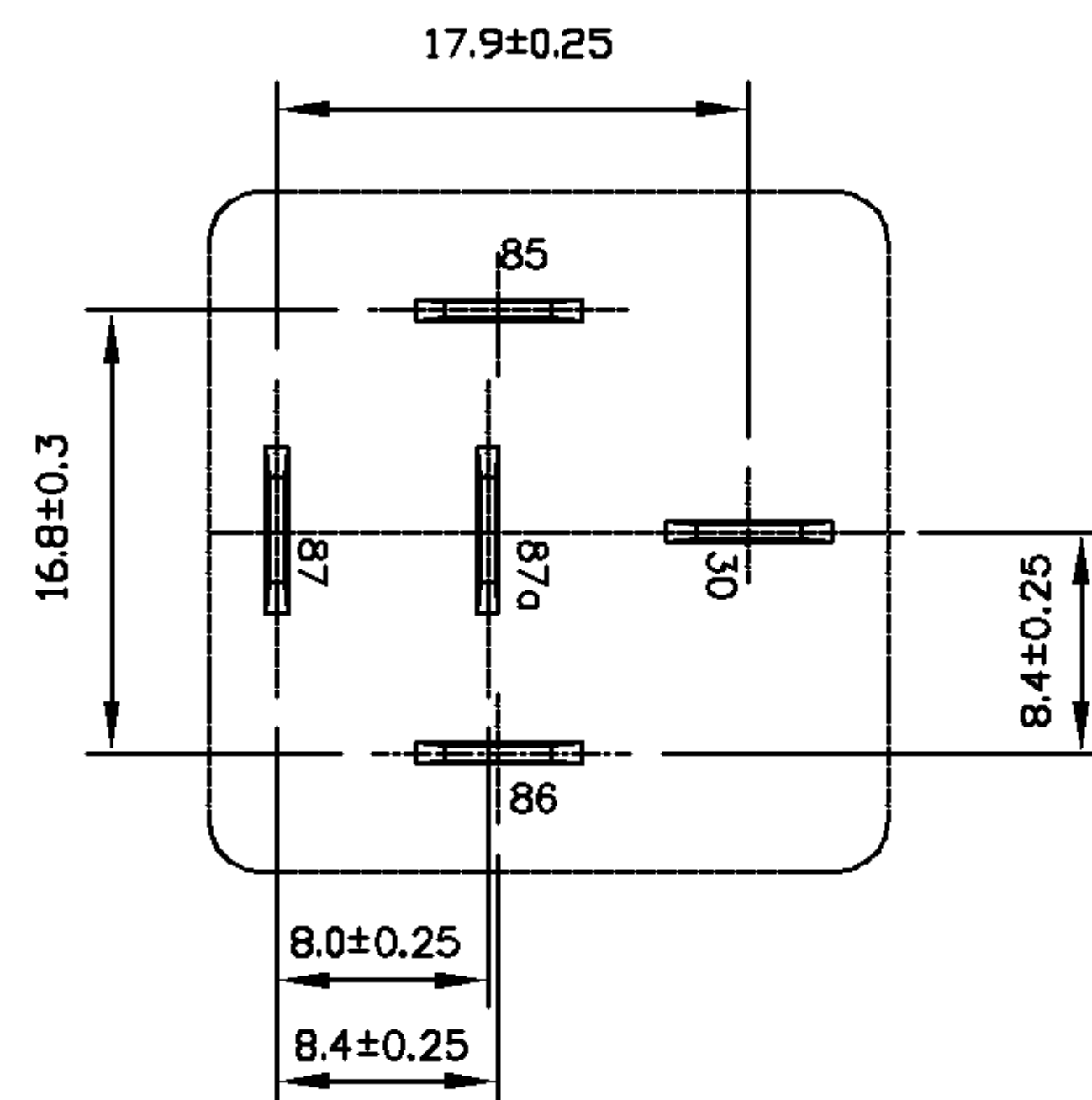
MILLIMETERS

MARKING TO INCLUDE:  
TYCO NAME, TYCO PART NUMBER, SCHEMATIC,  
COIL VOLTAGE, COUNTRY OF ORIGIN, AND DATE CODE



\* TERMINAL LOCATIONS  
APPLY AT THE BASE  
OF THE TERMINALS

↑K  
K Aspect



Schematic Drawing  
(Bottom views)